

Engage Communication

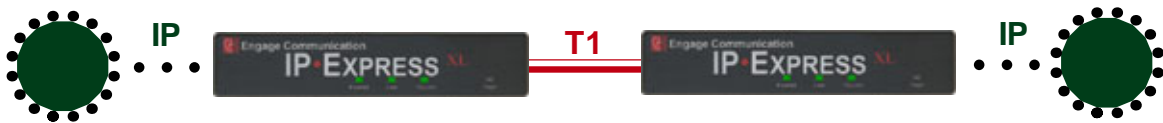
IPExpress•XLT1

• IP WAN Router with an Integrated T1 CSU •

IP•Express•XLT1 is a Wide Area Network router that routes the Internet Protocol through an integrated T1 WAN port. The T1 WAN port supports **Point to Point** and **Frame Relay** Wide Area Networking Protocols with 24/7 proven interoperability.

The **IP•Express•XLT1** is a very reliable, high performance and cost effective IP WAN Router for interconnecting remote LANs and for shared high performance Internet Access. The Integration of the T1 CSUs provides for a complete solution with a straight forward configuration. It is great for:

- **Shared Internet Access** • **Branch Office Connections**
- **Education District Networking** • **Multimegabyte File Transfers**
- **MPEG Video Distribution**



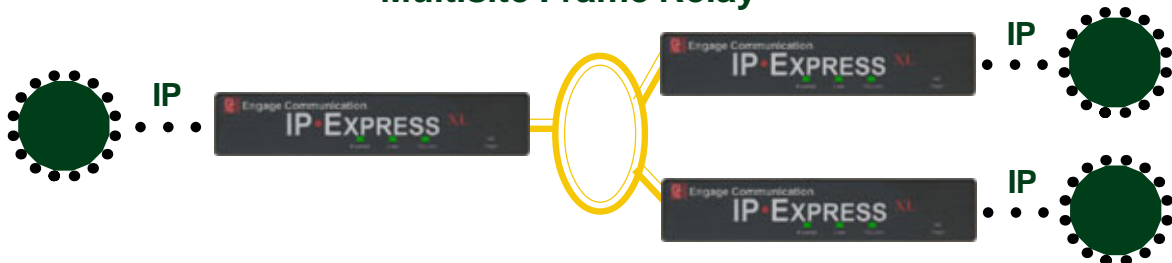
Network Security is provided with Full On Source, Destination Address; Port and Flag IP Packet filtering. Interconnectivity is able to be selectively controlled at the network, device and application layers.

Network Address Translation is a standard feature of the **IP•Express•XLT1**. The NAT/PAT translation provides a type of firewall by only allowing communication to those connections that are established from the internal side of the network.

IP Multicast is utilized to distribute MPEG video simultaneously to multiple decoders. **IPExpress•XLT1•RED** model has the **Redundant IP Video** configuration that automatically switches to a secondary Encoder's IP Video Stream for mission critical broadcasts.

Management of the **IP•Express•XLT1** is accomplished with a Command Line Interface that is accessed through a Console or Telnet connection. Templates of the most common configuration provide for an Edit and Paste configuration. SNMP MIB I and II support is a standard feature.

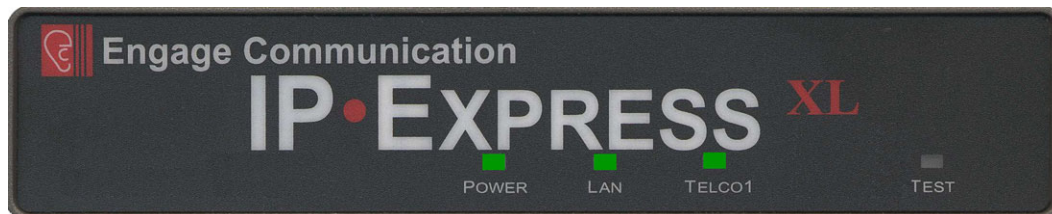
Multisite Frame Relay



IP•Express•XLT1 are used extensively with Frame Relay WANS for high performance branch office connectivity and Internet access. Internet Service Providers deploy the **IP•Express•XLT1** as a customer premise solution. Corporations and Government agencies select the **IP•Express•XLT1** for its ease of installation and reliability.

IPExpress•XLT1

• IP WAN Router with an Integrated T1 CSU •



Technical Specifications

LAN Network Interface:

- 10BaseT Ethernet

LAN Network Protocols Supported:

- IP, TCP, UDP, RIP, ICMP, BOOTP
- IP Multicast
- IP Video Stream Redundancy (Optional)
- AppleTalk (Configuration Only: EngageView)

WAN Network Interfaces:

- One T1/FracT1 CSU/DSU port

WAN Network Protocols Supported:

- PPP (RFC 1548, RFC 1332, RFC 1334, PAP)
- Frame Relay (ANSI ANNEX D, LMI, RFC 1420)

T1/Fractional T1 Specifications:

- Framing - ESF or D4
- Coding - B8ZS or AMI
- Supports DS0 assignments from 1 to 24 (64Kbps to 1.536Mbps)

TFTP Online Upgrade Capable (FLASH ROMs)

- IPExpressXLT1 is fully operational during upgrade

Management:

- Telnet support with Edit and Paste Template Files
- Console Port for Out of Band Management
- SNMP support (MIB I, MIB II)
- Remote configuration, monitoring, & reset

Power:

- 24VAC, 1.0A; International Adapters Available
DC Power Optional

Regulatory:

- Safety - IEC60950
- EMC - CFR 47 Part 15 Sub Part B:2002
EN55022:1994+A1&A2
EN55024, ICES-003 1997
CISPR 22 Level A
- Telecom - Part68

Dimensions:

- 9" (L) x 7.3" (W) x 1.50" (H)

AC Powered Back Panel

Telco: T1 Telecom Circuit Interface RJ48S



Console Port Connector

- RJ 45 to DB 9 Male Adapter provided

Standard 10BaseT Ethernet interface

15-30 Volts AC

DC Powered Back Panel

Telco: T1 Telecom Circuit Interface RJ48S



Console Port Connector

- RJ 45 to DB 9 Male Adapter provided

Standard 10BaseT Ethernet interface

15-26VDC, 1.0A